








TURNING THE ADVISOR ELITE PAGER ON


Press  Your pager alerts and shows the Power On  indicator on the left of the display. The time and date are shown at the bottom of the display.


TURNING THE PAGER OFF

- ① Press  to display the function menu.
- ② Press  to move the cursor to the TURN PAGER OFF  symbol.
- ③ Press  to select the PAGER OFF function. Press it again to turn the pager OFF

RECEIVING AND READING MESSAGES

When a message is received your pager alerts and displays a flashing message  symbol.

- ① Press any button to stop the alert.
- ② Press  to display your message.

You may also press  to advance your message line by line.

Your Pager automatically stores the message and the time and date it is received.