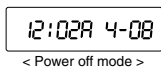

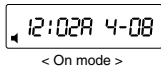



## TURNING THE NP88 PAGER ON

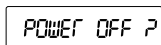


Press  to turn your pager on.

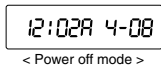



Your pager gives an alert by either a sound or a vibration, indicating it is on. After displaying the power-up screen, the time of day, the date, and an alert indicator  are shown on the standby screen.

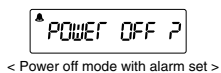
## TURNING THE PAGER OFF





Press  until "POWER OFF ?" is displayed on the screen.





Press  to turn your pager OFF.






NOTE: The pager displays the time and date, but not an alert mode indicator (). If the alarm is set, the alarm indicator  remains on the screen when the pager is off.

## RECEIVING AND READING MESSAGES

Your NP88 can receive up to sixteen 20-character messages. When a message is received, the pager alerts for eight seconds.

1. Press any button to stop the alert.
2. Press  to display the message.
3. Press  twice while reading your message to return to the standby screen.

Messages longer than 12 characters display the second screen, indicated by the  symbol. Press  to display to display the second screen. The second screen is displayed automatically after one minute, even if  is not pressed.

The last screen of the message displays the message slot number and the time received.

If a message is not read, the pager gives a reminder alert every two minutes and the screen displays the number of unread messages until all messages are read.

If the pager receives more messages than its available memory can hold, the new message replaces the oldest read, unlocked message.