Contact Wireless™

The Messaging Experts

VOICE MAIL - SMS - E-MAIL
QUICK REFERENCE

VOICE MAIL

REVIEW MESSAGES

1. CALL YOUR PAGER NUMBER
2. DURING THE GREETING IMMEDIATELY PRESS [*]
3. WHEN PROMPTED ENTER YOUR 4-DIGIT ACCESS CODE
4. PRESS [7] TO REVIEW MESSAGES

PRESS [7] TO LISTEN OR REPLAY MESSAGES
PRESS [3] TO DELETE CURRENT MESSAGES
PRESS [5] TO SAVE CURRENT MESSAGES
PRESS [4] TO SCROLL THROUGH MESSAGES
PRESS [6] TO SKIP BACK 2-4 SECONDS TO HEAR OVER

* Default access code is 1234

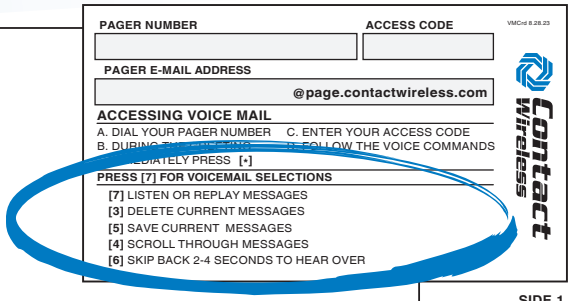

SIDE 1

RECORD PERSONAL GREETING

1. CALL YOUR PAGER NUMBER
2. DURING THE GREETING IMMEDIATELY PRESS [*]
3. WHEN PROMPTED ENTER YOUR 4-DIGIT ACCESS CODE
4. PRESS [8] FOR VOICEMAIL USER OPTIONS
5. THEN PRESS [4] TO RECORD PERSONAL GREETING
6. WHEN FINISHED RECORDING GREETING PRESS [*] TO STOP
7. PRESS [2] TO ACCEPT AND SAVE

* Default access code is 1234

SIDE 2

CHANGE ACCESS CODE

1. CALL YOUR PAGER NUMBER
2. DURING THE GREETING IMMEDIATELY PRESS [*]
3. WHEN PROMPTED ENTER YOUR FOUR DIGIT ACCESS CODE
4. PRESS [8] FOR VOICEMAIL USER OPTIONS
5. THEN PRESS [7] TO CHANGE YOUR ACCESS CODE
6. ENTER A NEW 4-DIGIT ACCESS CODE
7. PRESS [2] TO ACCEPT AND SAVE

* Default access code is 1234

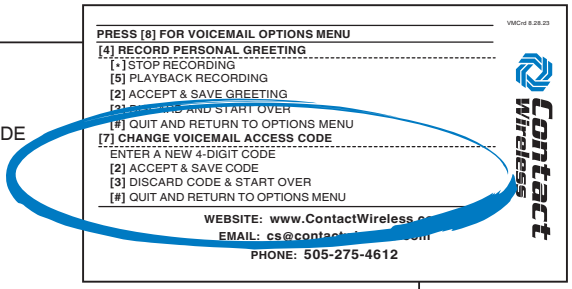

SIDE 2

SMS

SMS TEXT TO PAGER

1. ENTER IN PAGER NUMBER YOU WOULD LIKE TO SEND A MESSAGE TO
2. COMPOSE A TEXT MESSAGE
3. SEND MESSAGE

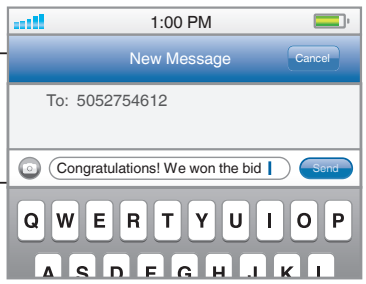

EXAMPLE

E-MAIL TO PAGER

E-MAIL TO PAGER INFORMATION

[This service is only available on alphanumeric / text pagers with transcription]

YOUR PAGER E-MAIL ADDRESS IS:

@page.contactwireless.com

(pager phone number including the area code, NO dashes or spaces)

EXAMPLE: 5058889999@page.contactwireless.com

Any text information that can be sent to an e-mail address, can be sent directly to your pager. If your e-mail service is capable, you may also forward an alert that you have a new unread e-mail waiting in your mailbox. You can also forward a copy or the full text of the e-mail message directly to your pager. We suggest that you only forward a copy of the message, that way a complete message will be saved in your e-mail in-box should you have a need to refer to it. Each pager has a distinct individual e-mail address, as shown above.

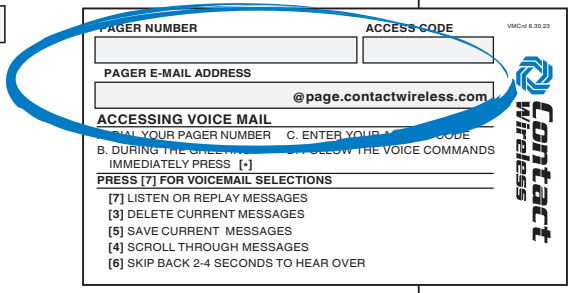

SIDE 1